

# Palace Project - Downloadable Books for all Vermonters

(Libraries that use the Virtual Library Card)

## What Do You Need?

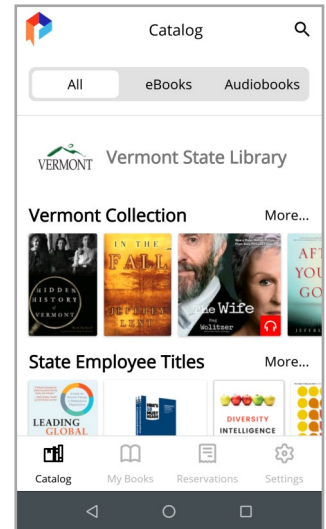
- Library Card & Your Password
- Palace Project App
- iPhone, iPad, or Android phone or tablet
- Currently not compatible with: Kindle Fire, black & white eReaders, or computers.

## What is the Palace Project App?

A new way to get eBooks and eAudiobooks through your public library! It's free for patrons and libraries, and offers a wide range of titles.

## How Do I Get It?

The app is available on iPhones, iPads, and Android phones and tablets. Find it in the app store under "Palace Project."



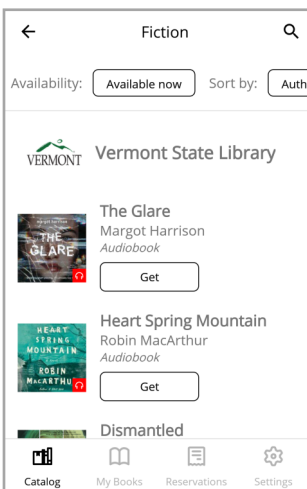
Unfortunately, Palace doesn't currently work with Kindle Fire tablets, black & white eReaders (like Kindle and Kobo), on the web, or on a computer.

## What's in the Collection?

The Department of Libraries collection is meant to be a core collection for Vermonters, with something for everyone, but not everything for everyone. There are 6,400 eBooks and eAudiobooks, along with 1,000 non-English eBooks, and 15,000 public domain titles. It has adult mysteries, kids' picture books, YA dystopian tales, cookbooks, histories, and more, with a focus on diversity and Vermont stories.

## How Do I Login?

You'll need app on your phone or tablet. Open the app, and search to find your library. The first time you check out an item it will ask for your barcode and PIN, but you'll want to scroll down to where it says *Create a Card*. This will bring up a web page which asks you to share your location. You'll enter your name, email, and address, create a password, and then click *Submit*. The first time you check out an item, it will ask you to enter this username and password.



Sign up for a library card

First name \*

Last name

Email address \*

Street address line 1 \*

Street address line 2

City \*

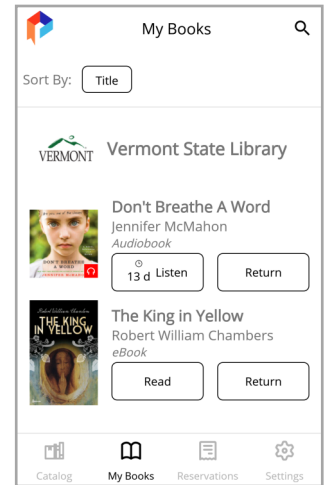
Zip \*

## How Do I Find Books?

Click the *Catalog* tab on the bottom, and then scroll down to see the categories of books, like children's fiction or adult non-fiction. Click a category (like fiction) to see sub-categories (like adventure and mystery). You can limit by eBooks or Audiobooks at the top. Or click the magnifying glass to search for a specific title or author.

## How Do I Checkout a Book?

Once you find a book, click the *Get* button, or place a hold if the book is checked out. The app will start downloading the item immediately. You can find your checked out items by clicking the *My Books* tab on the bottom. It shows when items are due, and lets you read/listen or return items early.



## How do I Read or Listen?

While reading an eBook, swipe left or right to turn the page forward or back. You can also click the three lines with dots to move between chapters, the gear icon to change the font size or background color, and the rightmost icon to make a bookmark.

For Audiobooks, the play/pause button starts and stops, and rewind and fast forward move by 15 seconds. You can also change the playback speed, set a sleep timer, and move between chapters.

