

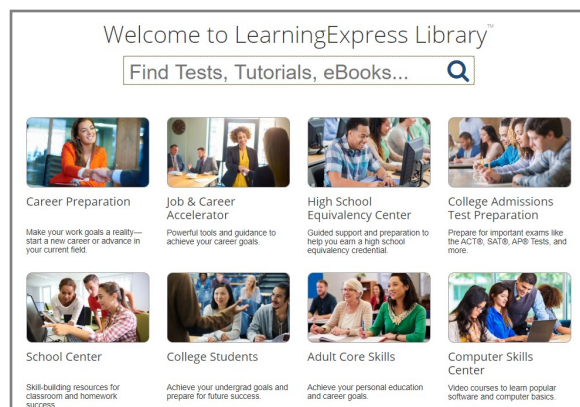
# EBSCO LearningExpress®

## LearningExpress Library®

### What Is It?

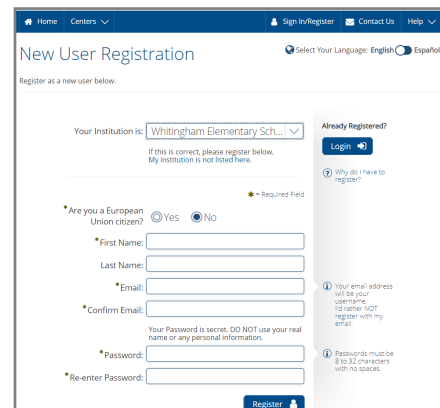
Learning Express is a website that provides training for workplace, academic, and job hunting skills:

- Prepare for and take an occupation exam, like the CDL, law enforcement, teaching, and more.
- Work on skills for school, from elementary to college, or practice for the SAT, ACT, or GRE.
- Explore potential careers, based on interest, skills, and future growth.
- Get support for resumes, cover letters, and interviews, or search for jobs and internships.
- Prepare for the GED, or work on math and reading for adults.



### Create an Account

1. Link - Find the registration link on your library's website. The address begins with "learningexpresshub.com" and then a unique identifier.
2. Register - Click on *Sign In/Register* in the top menu. On the next page, under New User click *Register*.
3. User Account - Enter your name and address, and create a password. You don't need your library card number.
4. Alternative - If you don't have an email address, or would just prefer not to use it, you can click "I'd rather NOT register with my email" to the right. You will come up with a username and password; you will also need to choose a security question and answer (in case you ever forget your password). Make sure to write down this information, as there is no way to retrieve your username or security answer.

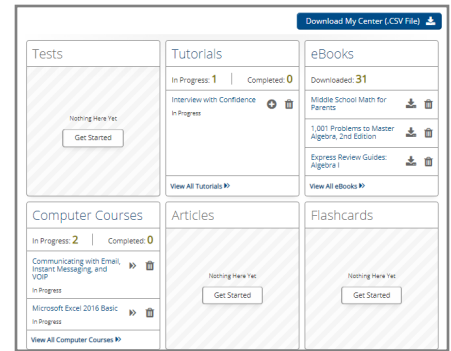


### Sign-In

1. Link - After you've registered, you can login using the generic link <https://www.learningexpresshub.com/> or your library-specific link; either will work.
2. Login - Click on *Sign In/Register* in the top menu. Enter your login information and click *Login*.

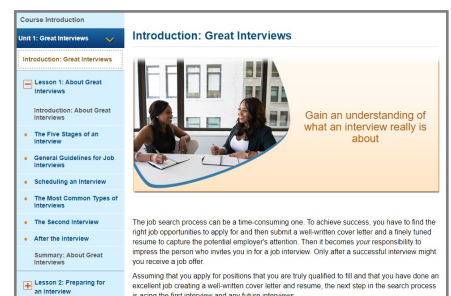
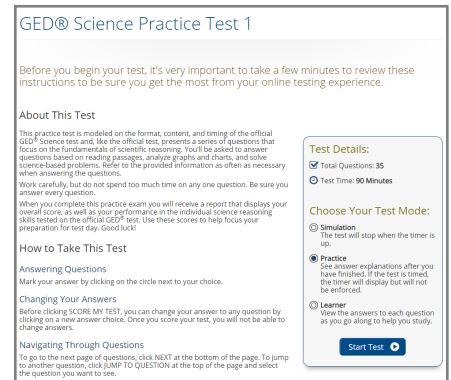
# Navigate the Site

1. Your Account - After logging in, you will see *My Center*, which shows all of the tutorials and exams that you're currently working on or have completed. Click on *Home* in the main menu to see all the resources in the site.
2. Browse - Click on a category to see a list of sub-categories (click again to open) or use the search box to find a specific topic (it will give suggestions as you type).



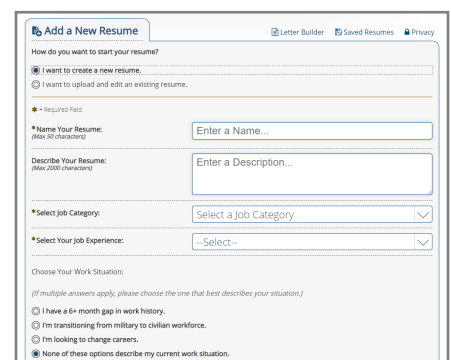
# Tutorials, Tests and Ebooks

1. Take a Test - Click on a test you are interested in. The summary page will show you the number of questions, how long you have to finish, and instructions. You can choose to take a simulation (the test stops when time ends), practice (it gives answer explanations at the end, and you can continue past the timer), or learner mode (it shows answers for each question).
2. Practice - Practice a skill. This is like a test, but the only modes are practice or learner mode.
3. Take a Tutorial - This is an online course for learning more about a topic. It's broken down into sections and individual lessons. Some include questions to follow along with, as well as quizzes at the end of sections.
4. Read an Ebook - Find the relevant ebook and download it to your computer or device. It is a PDF without any restrictions, so you can use it on any computer or device that can open a PDF.



# Job & Career Accelerator

1. Explore - These resources allow you to find a career match by skills or interest, and explore occupations by category or transitioning from military to civilian jobs.
2. Search - Learning Express can help you search for jobs, internships, and scholarships.
3. Tools to Get Hired - Access tips for resumes, cover letters, and interviews.



Updated 6/10/20